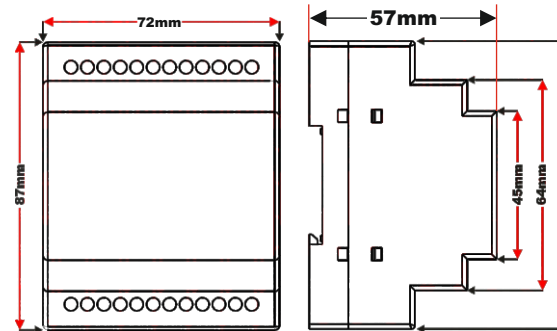
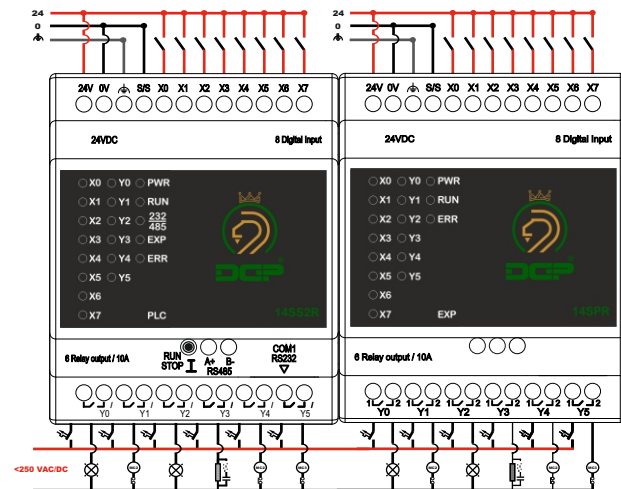

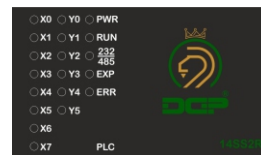


Input (Digital)		
Input voltage	24 VDC (20.5 ~ 28.5) - single common port input	
Input Current (± 10%)	5mA (4.5mA ~ 5.5mA)	
Input No.	X0 ~ X3	X4 ~ X7
Input type	DC (SINK or SOURCE)	
Max frequency	20 kHz	10 kHz
Action Level (on)	Input voltage > 15VDC	
Action Level (off)	Input voltage < 5VDC	
Response Time (on)	< 10µs	< 20µs
Response Time (off)	< 30µs	< 50µs
Power consumption	3 W	
Insulation resistance	5MΩ (all I/O point-to-ground: 500VDC)	
Output (Relay)		
Output No.	Y0 ~ Y5	
Max. frequency	1Hz	
Working voltage	250VAC, < 30VDC	
Response Time(On,Off)	Approx. 10ms	



Description	Product plate inserting information	Line										
By scanning the barcode, certain information such as website address, email address and phone number will be provided to you.	 QR Code	1										
PLC manufacturer	Digital Gostar Parsian	2										
PLC model	14SS2R	3										
Product's permissible voltage limits/Power consumption	Power: 18 ~ 30 VDC / 3W	4										
8 Digital input/Direct current	8xDigital INPUT / DC	5										
6 Relay output/10A	6xRelay output / 10A	6										
1.Production year 2.Production month 3.Production day 4.PLC model 5.The number of the manufactured PLC	220213SSR00001 <table><tr><td>22</td><td>02</td><td>13</td><td>SSR</td><td>00001</td></tr><tr><td>1</td><td>2</td><td>3</td><td>4</td><td>5</td></tr></table>	22	02	13	SSR	00001	1	2	3	4	5	7
22	02	13	SSR	00001								
1	2	3	4	5								
The original website of the PLC manufacturer	www.DGParsian.ir	8										
Manufactured in Iran	Made in Iran	9										



Usage of LED indicators

Description	LED
By activation of each input, the respecting LED turns on	X0 ~ X7
By activation of each output, the respecting LED turns on	Y0 ~ Y5
Stands for POWER and it turns on once the input voltage is applied	PWR
When the PLC is ready for operation, this LED turns on.	RUN
This LED turns on when connected to either of the networks	RS 232/485
This LED is inactive	EXP
Once the voltage violates the permissible limits, this LED turns on	ERR

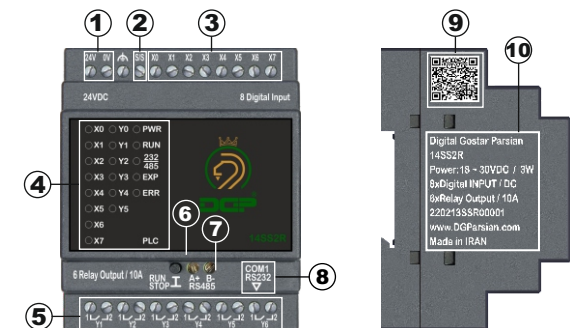
Programmed by the official software WPLsoft
 24V-DC input voltage
 Equipped by two networks Rs485/Rs232
 Count of digital inputs 24V (20KHZ): 8
 Count of relay outputs of 10A industrial: 6
 LED displays the status of inputs/outputs
 Capability to expand the number of inputs/outputs
 Communication capability by HMI
 Contains a Run/Stop key
 Utilizing ARM microcontroller
 Shared programming cable with Taiwanese Delta

Warning:

Applying excessive force to terminal screws will damage the terminals.

Warranty:

- * This product comes with a one-year replacement warranty and after-sales service.
- * The warranty will be void if any of the following conditions occur:
 - Applying voltage beyond the allowed limit
 - Exceeding the allowed current from digital outputs
 - Deformation caused by breakage, impact, and excessive heat
 - Changing or replacing parts by unauthorized personnel
 - Exposure to corrosive liquids and gases



1. Input voltage	2. Sink and source
3. Digital input	4. LED indicator
5. Relay output	6. RUN/STOP button
7. Rs485 network	8. Rs232 network (program)
9. QR-Code	10. PLC plate